



ಬೃಹತ್ ಬೆಂಗಳೂರು ಮಹಾನಗರ ಪಾಲಿಕೆ
Bruhat Bengaluru Mahanagara Palike



BBMP COVID-19 WAR ROOM 15.11.2022



OVERVIEW OF COVID-19 IN BENGALURU



CASE TRENDS

ACTIVE CASES **1,568**

Confirmed Cases

32

18,75,648 #

Recovered Cases

49

18,57,090 #

Death Cases

0

16,990 #



HOSPITALIZATION

1

ICU – V

-

ICU

-

HDU

-

General

1

INCLUDES GOVT. QUOTA AND PRIVATE WALK-IN HOSPITALIZATION



VACCINATION

760

2,04,85,178 #

First Dose

140

96,78,638 #

Second Dose

254

94,81,745 #

Precaution Dose

366

13,24,795 #



TRIAGING

MTU

3

Tele Triage

27



ACTIVE CZs

0

MCZs (< 5 cases)

0

Clusters (> 5 cases)

0



TESTING

1,403

3,19,67,540 #

RAT

266

RTPCR

1,137

Positivity : 3.33%

*FOR LAST 7 DAYS

: indicates cumulative numbers till date



ABSTRACT OF COVID-19 SCENARIO IN BENGALURU


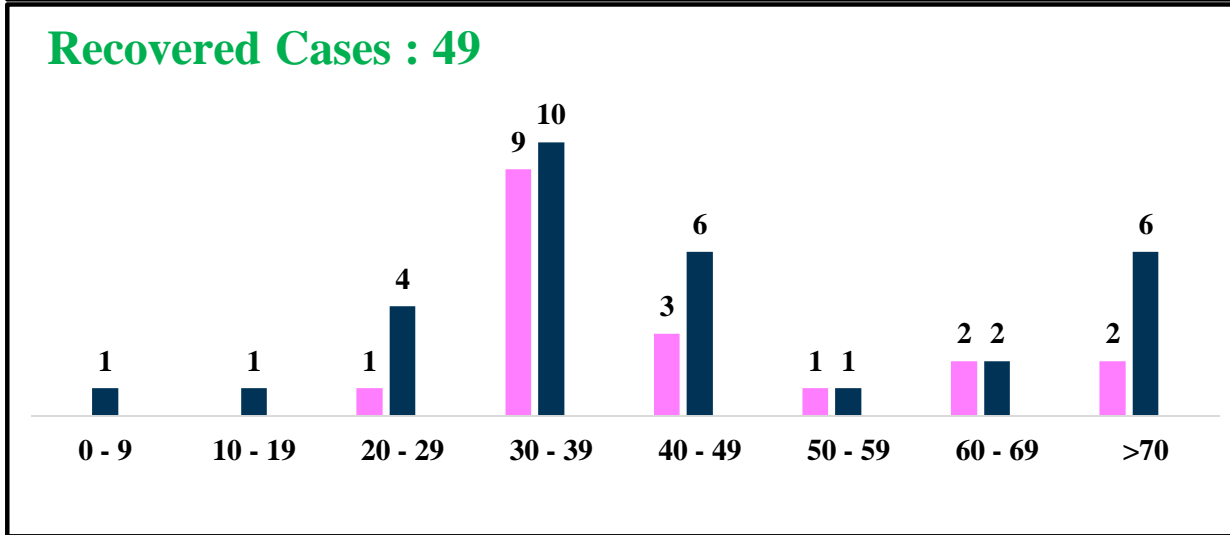
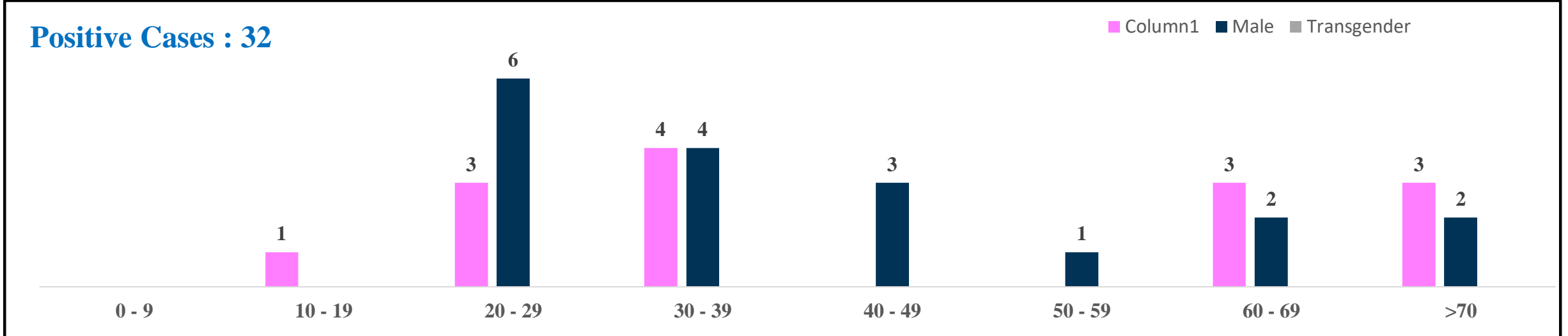


	MALE			FEMALE			TRANSGENDER			TOTAL		
	Last 24 Hours	Last 7 Days	Cumulative	Last 24 Hours	Last 7 Days	Cumulative	Last 24 Hours	Last 7 Days	Cumulative	Last 24 Hours	Last 7 Days	Cumulative
Positive Cases	18	269	11,05,318	14	221	7,69,438	0	0	196	32	490	18,75,648
Recovered Cases	31	267	10,93,432	18	219	7,63,564	0	0	187	49	486	18,57,090
Death Cases	0	0	10,760	0	0	6,226	0	0	4	0	0	16,990
Total Tests Done	In Last 24 hrs. : 1,403			In last 7 days : 14,138			Cumulative : 3,19,67,540					
Vaccine Doses Administered	In Last 24 hrs. : 760			In last 7 days : 4,607			Cumulative : 2,04,85,178					
ACTIVE CASES							1,568					

*Covid deaths occurred today : 00 | Covid deaths occurred beyond last 24hrs., reported today : 00



LAST 24 HOURS AGE GROUP AND GENDER WISE DISTRIBUTION

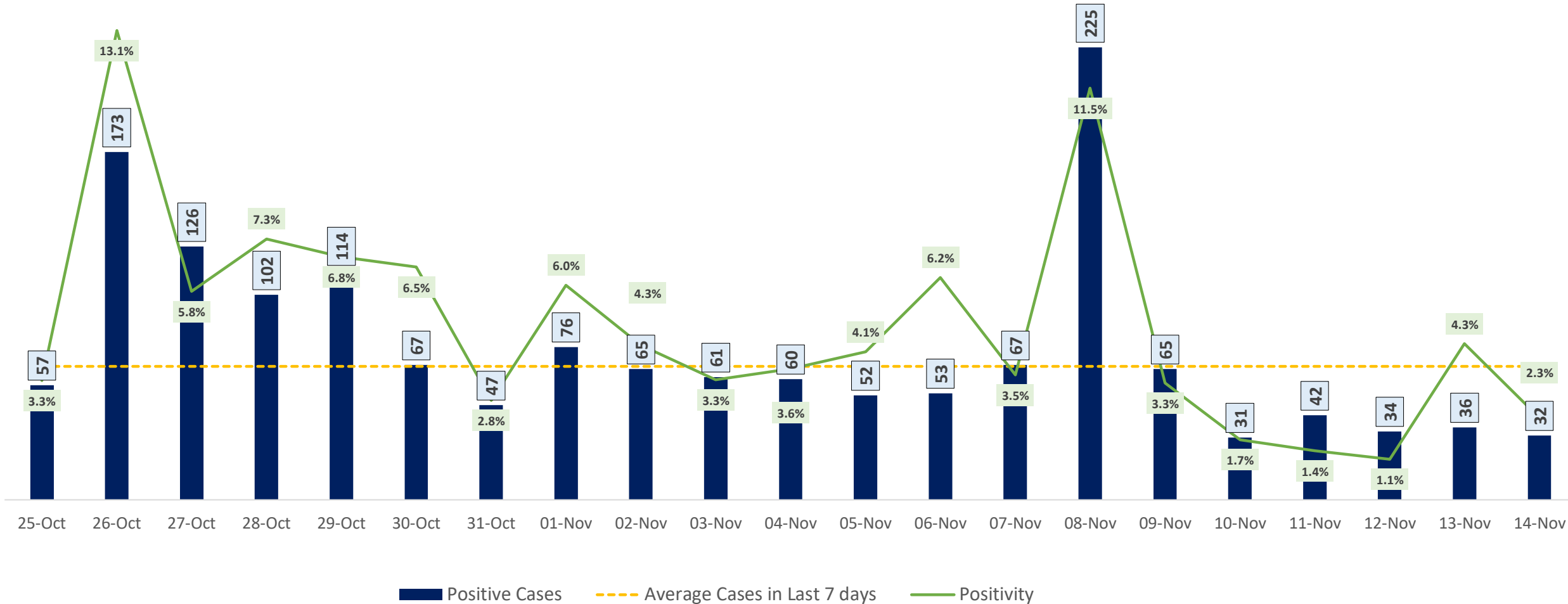




POSITIVITY RATE OF BENGALURU – LAST 21 DAYS



Average Cases in Last 7 days : 66

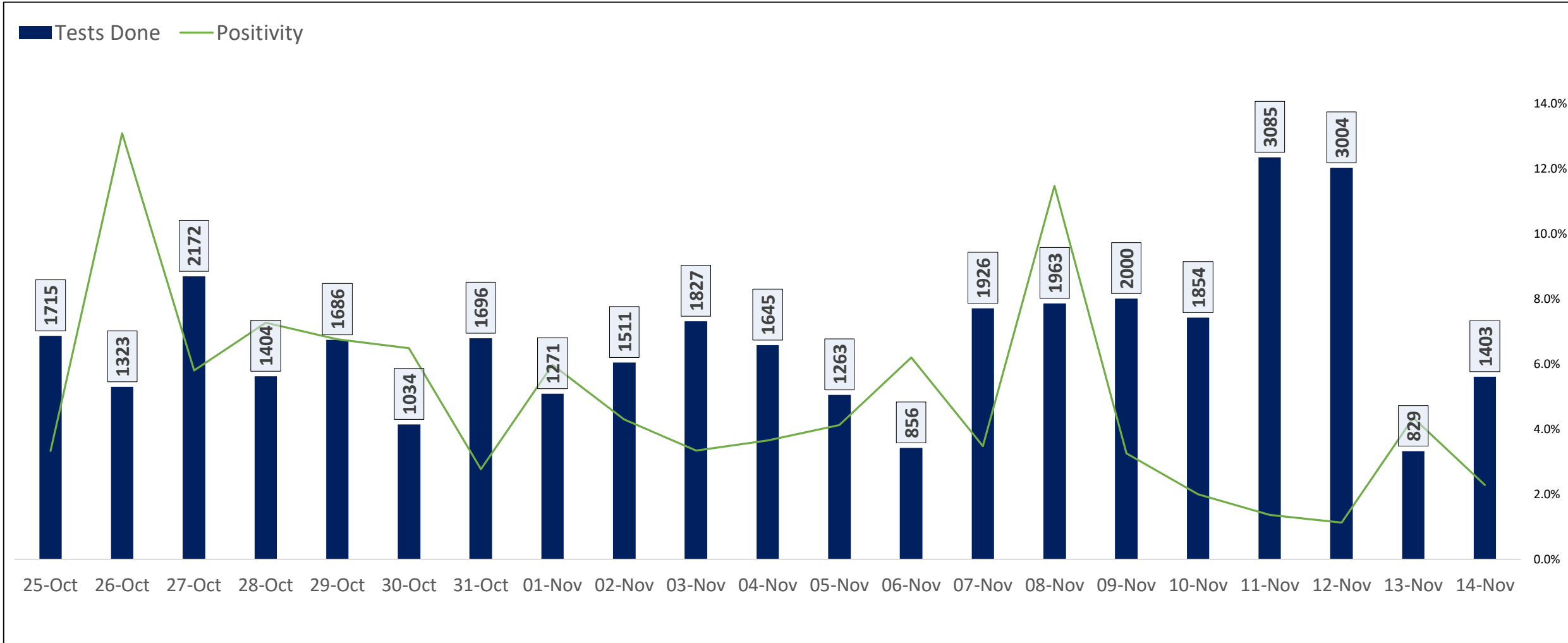




TESTING TRENDS IN BENGALURU

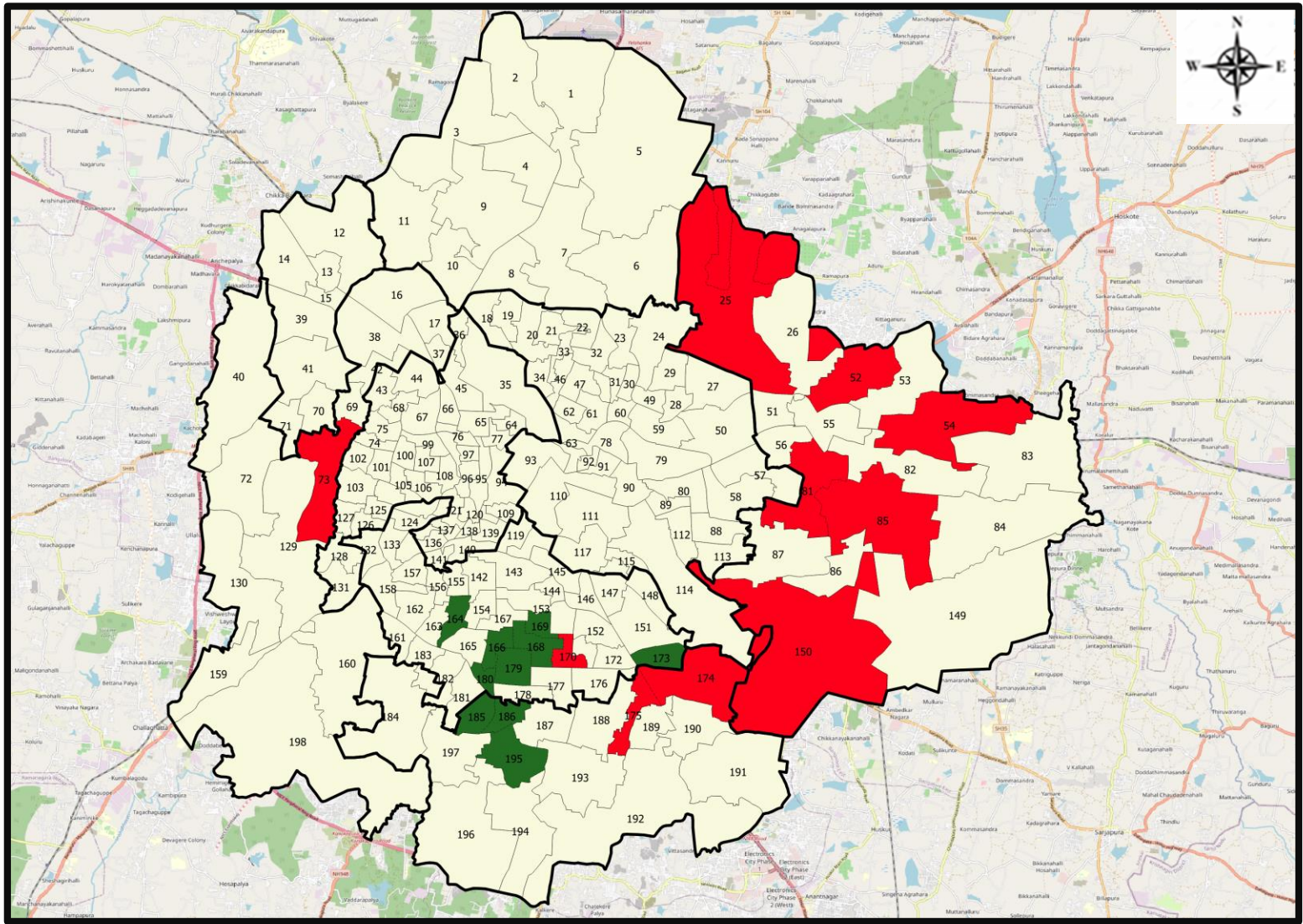


Total Test Conducted Till Date	Test Conducted Last 24 hours	Last 7 Days Average
3,19,67,540	1,403	2,020





BENGALURU URBAN MAP SHOWING TREND OF POSITIVE CASES IN LAST 7 DAYS



Top 10 wards reporting highest number of positive cases in last 10 days

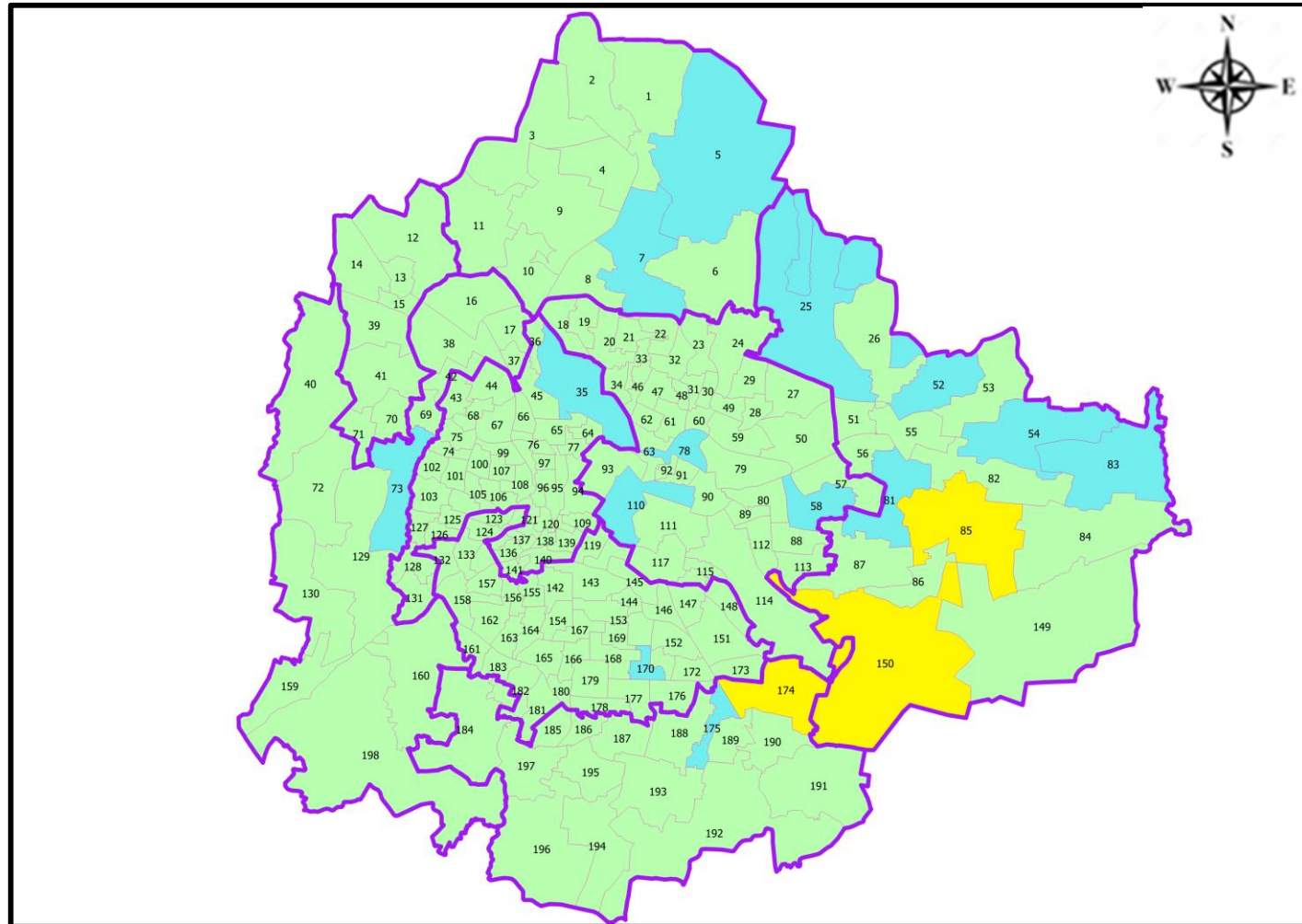
Ward No.	Ward Name	Daily Cases Average
150	Bellanduru	3
85	Dodda Nekkundi	2
174	HSR Layout	2
175	Bommanahalli	1
25	Horamavu	1
170	Jayanagar East	1
54	Hudi	1
73	Kottegepalya	1
81	Vijnana Nagar	1
52	K R Pura	1







Top 10 wards reporting least number of positive cases in last 7 days

Ward No.	Ward Name	Daily Cases Average
195	Konanakunte	0
186	Jaraganahalli	0
185	Yelchenahalli	0
180	Banashankari Temple Ward	0
179	Shakambari Nagar	0
173	Jakkasandra	0
169	Byrasandra	0
168	Pattabhiram Nagar	0
166	Karisandra	0
164	Vidyapeeta Ward	0



BENGALURU MAP SHOWING INTENSITY OF POSITIVE CASES IN LAST 7 DAYS



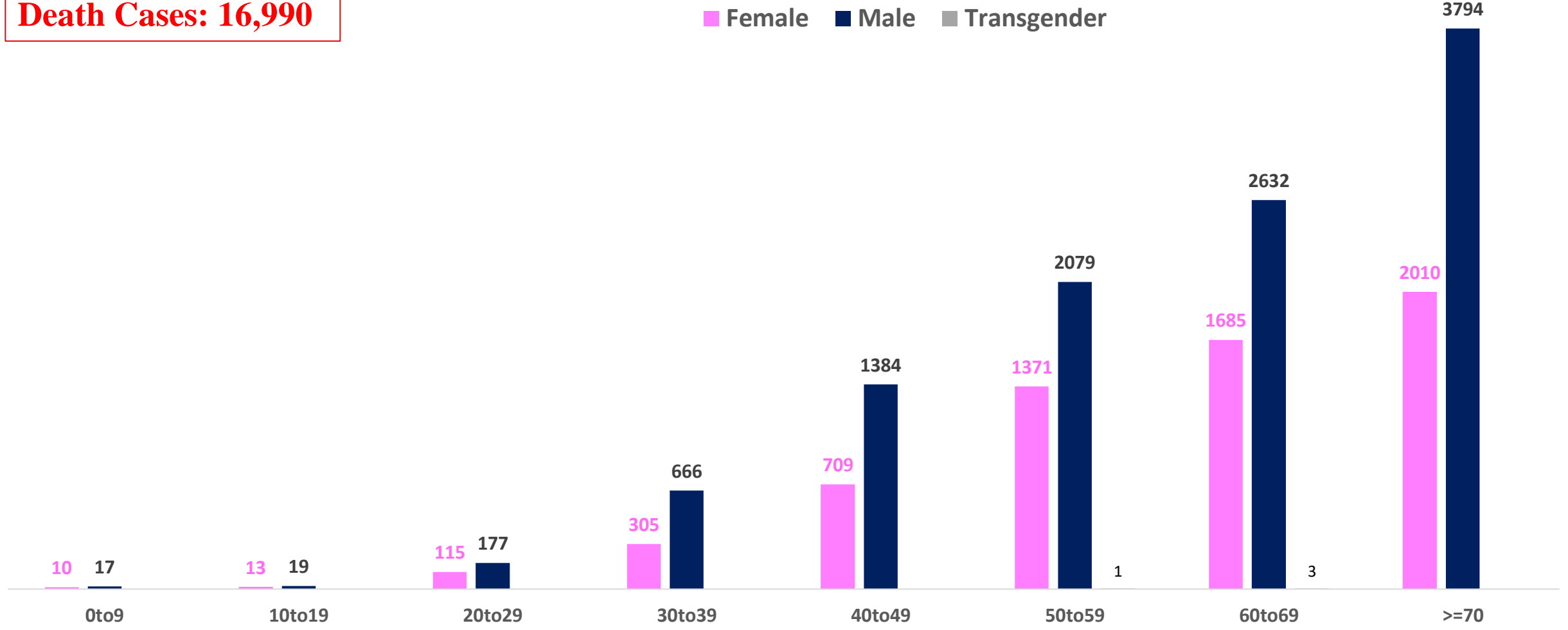
-  **Level 1 : 0 to 2 Cases**
-  **Level 2 : 2 to 5 Cases**
-  **Level 3 : 5 to 10 Cases**
-  **Level 4 : 10 to 25 Cases**
-  **Level 5 : More than 25 Cases**
-  **Zone Boundaries**



AGE AND GENDER WISE DISTRIBUTION OF DEATH CASES



Death Cases: 16,990





COVID-19 SCENARIO IN BENGALURU AND OTHER METROPOLITAN CITIES



CITY NAME	Positive Cases	Active Cases	Recovered	Deceased	Vaccine Doses Administered
New Delhi	20,06,785	163	19,80,108	26,514	3,73,17,328
Bengaluru*	18,75,648	1,568	18,57,090	16,990	2,37,78,980
Mumbai	11,53,738	251	11,33,745	19,742	2,21,34,555
Chennai	7,92,992	151	7,83,771	9,070	1,13,96,462

Source : <https://dashboard.cowin.gov.in/> at 5:00pm (15.11.2022)
Source : <https://www.covid19bharat.org/> at 5:00pm (15.11.2022)

*includes BBMP & Bengaluru Urban



SNAPSHOT OF COVID-19 CASES IN BENGALURU URBAN



**Total Wards With
< = 5 Cases* :
186**

**Tests Conducted
on 14.11.2022:
1403**

**Recovery
Rate*:
99.01%**

**Total
Active Cases :
1,568**

**Total Vaccinated
on 14.11.2022:
760**

**Positivity
Rate* :
3.33%**

**Active
Rate*:
0.08%**

**Case
Fatality Rate* :
0.00%**





*Total positive cases In the past 7 days

*CFR and positivity is for Past 7 days



ಬೃಹತ್ ಬೆಂಗಳೂರು ಮಹಾನಗರ ಪಾಲಿಕೆ
Bruhat Bengaluru Mahanagara Palike



Download BBMP Bulletin	https://apps.bbmpgov.in/covid19/mediabulletin.php
To register for vaccination :	https://selfregistration.cowin.gov.in/
BBMP COVID19 Dashboard:	https://apps.bbmpgov.in/covid19/
Follow us on:	 www.facebook.com/bbmp.comm1/
	 twitter.com/BBMPCOMM
	  BBMPSplHealth

Issued by:

Honorable Chief Commissioner, BBMP
Special Commissioner Health & IT, BBMP
MD, Bengaluru Smart City Limited

THANK YOU !

